



# LTSP50-R-60L | DATASHEET

## High power LED spotlights with integrated electronics, ø50mm, Red 625nm



### KEY ADVANTAGES

**High-power light output**

**Built-in smart driver** for continuous, boosted and strobe operating modes

**Industry standard 5 PIN M12 Connector** with PNP/NPN/analog dimming input

**10°, 30°, 60°, 120° beam angles**

**Optional polarizing and protective filters**

**Compact IP67 design with swivel mounting bracket**

The **LTSP series** features high intensity spot lights designed to provide homogeneous light output from various working distances.

### SPECIFICATIONS

#### Lighting specifications

Illumination area diameter	(mm)	50
Emission Angle	(°)	45
Number of LEDs		5
Light color, peak wavelength		Red 625nm
Spectral FWHM	(nm)	15
Illuminance, continuous <sup>1</sup>	(klux)	36
Irradiance, continuous <sup>1</sup>	(W/m <sup>2</sup> )	176
Illuminance, boosted <sup>1</sup>	(klux)	46
Irradiance, boosted <sup>1</sup>	(W/m <sup>2</sup> )	267
Illuminance, strobe <sup>1</sup>	(klux)	158
Irradiance, strobe <sup>1</sup>	(W/m <sup>2</sup> )	692

#### Mechanical specifications

Diameter	(mm)	52.0
Thickness	(mm)	75.0
Mass	(g)	250
Clamping system		4x M4 threaded holes

#### Environment

Operating temperature	(°C)	0-40
Storage temperature	(°C)	0-50
Operating relative humidity	(%)	20-85, non condensing
Installation		Indoor use only
IP rating		IP67

#### Electrical specifications

Operating mode		Continuous and strobe
Supply voltage	(V)	24
Current, continuous	(mA)	380
Power consumption, continuous	(W)	9.1
Current, boosted	(mA)	760
Power consumption, boosted	(W)	18.2
Peak current, strobe	(mA)	2500
Peak power consumption, strobe	(W)	60
Min pulse duration	(µs)	3
Max pulse duration	(ms)	10
Max duty cycle	(%)	10
Typical pulse delay	(ns)	300
Typical jitter	(ns)	10
I/O interface		PNP logic input, NPN dimming input, analog dimming input
Connector		M12 straight plug male connector
Included cable		not included

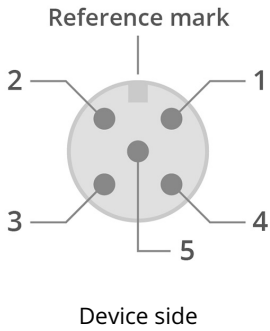
#### Eye safety

Risk group (CEI EN 62471:2010)		Exempt
--------------------------------	--	--------

<sup>1</sup> At emitting surface.

All product specifications and data are subject to change without notice to improve reliability, functionality, design or other. Photos and pictures are for illustration purposes only. Data are reported by design, actual lens performance may vary due to manufacturing tolerances.

**CONNECTOR PINOUT**



Pin	Function
1	+24Vdc
2	NPN
3	GND
4	PNP
5	Analogue dimming (0-10V)

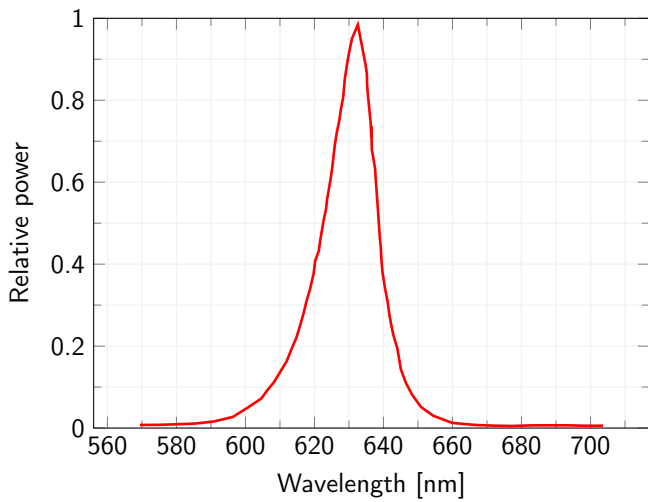
**COMPATIBLE PRODUCTS**

Full list of compatible products available [here](#).

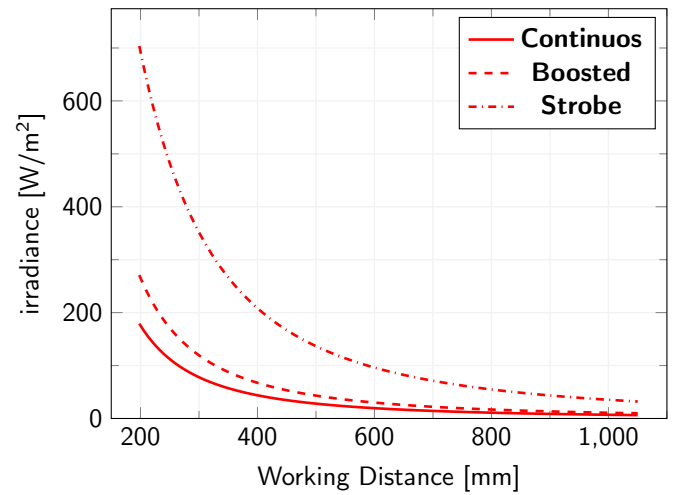


A wide selection of innovative machine vision components.

**LED color spectrum**



**Irradiance Characteristics**



All product specifications and data are subject to change without notice to improve reliability, functionality, design or other. Photos and pictures are for illustration purposes only. Data are reported by design, actual lens performance may vary due to manufacturing tolerances.